

PRODUCT CODE 5420, 5421

Royale Play Antico

Inspired by the antique and timeless, Asian Paints Royale Play Antico, a range of Italian interior finishes renders your home into heaven where the past meets the present. Its four metallic textured effects lends an ageless yet ethereal quality to any room.



PRODUCT BENEFITS

Special Effects

Four effects like Classique, Linea, Ricco & Quadro are created using a variety of tools on Asian Paints Royale Play Antico Base and Top coat paint.

Easy Application

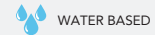
This product has been specially formulated such that it is easy to apply, allows the tools to move smoothly without effort, retaining the pattern left by the tool.

Sheen

It has a subtle metallic finish.

Environment friendly

Asian Paints Royale Play- Antico is a water based paint for interior application. It is a stiff-paint, having pleasant odour, non-toxic, non-flammable and fully respects people's health and environment.



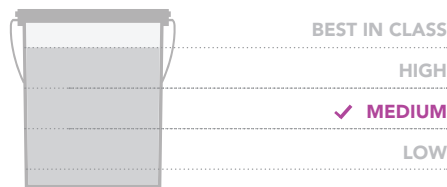
LEAD FREE* GUARANTEE



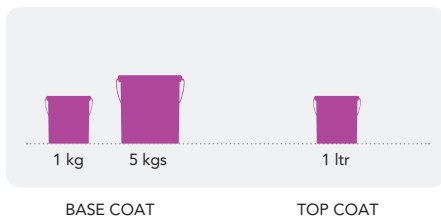
* All Asian Paints products contain no added Lead, Mercury, Arsenic or Chromium from April 2008.

PRODUCT FEATURES

WASHABILITY



AVAILABLE PACKS



COLOURS AVAILABLE

12+*

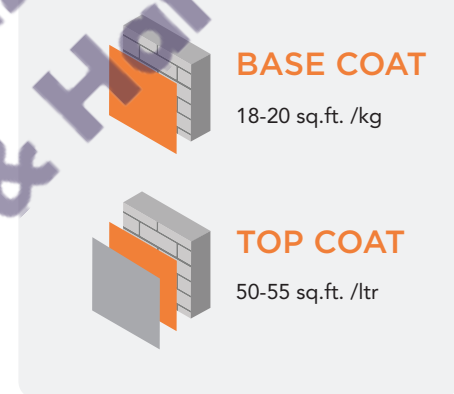
* 12 shades & 2 direct shades

FINISH



COVERAGE


On normal masonry surface after brushing



**Actual coverage may vary from the quoted coverage due to factors such as method and condition of application and surface roughness and porosity

HOW TO APPLY

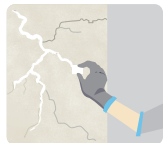
PRE PAINTING STEPS



PLASTER New masonry surfaces must be allowed to cure completely. It is recommended to allow 28 days as the curing time for new masonry surfaces.



CLEANING Surface should be free from any loose paint, dust or grease. Growths of fungus, algae or moss should be removed by wire brushing and water. In case of areas having excessive dampness use Asian Paints DampBlock to limit further dampness. When the underlying surface exhibits chalkiness, in spite of thorough cleaning, use Asian Paints Exterior Sealer.



FILLING FOR CRACKS For filling cracks upto 3mm use Asian Paints Crack Seal.



FILLING FOR HOLES & DENTS Use Asian Paints Acrylic Wall Putty or white cement and fine sand in the ratio 1:3.

Royale Play Antico should not be applied on surfaces / substrates that are subjected to continuous seepage or dampness.

PAINT APPLICATION PROCESS

APPLICATION	CODE	THINNER	DILUTION %	APPLICATION VISCOSITY ¹	RECOATING PERIOD
STEP 1 SANDING SAND THE SURFACE WITH SAND PAPER 180 AND WIPE CLEAN					
STEP 2 DECOPRIME CEMENT PRIMER (ST) / DECOPRIME CEMENT PRIMER (WT) BRUSH / ROLLER / SPRAY	0359	MTO*	BRUSH / ROLLER 8 - 10 SPRAY 15 - 20	BRUSH / ROLLER 30 - 40 SPRAY 20 - 25	6 - 8 HRS
STEP 3 ACRYLIC WALL PUTTY PUTTY KNIFE	0360	WATER	80% - 100 %		4 - 6 HRS
STEP 4 SANDING	1354	WATER	BASED ON REQUIREMENT	SUPPLY CONSISTENCY	4 - 6 HRS
STEP 5 SANDING SAND THE SURFACE WITH SAND PAPER 180 AND WIPE CLEAN					
STEP 5 DECOPRIME CEMENT PRIMER (ST) / DECOPRIME CEMENT PRIMER (WT) BRUSH / ROLLER / SPRAY	0359	MTO*	BRUSH / ROLLER 8 - 10 SPRAY 15 - 20	BRUSH / ROLLER 30 - 40 SPRAY 20 - 25	6 - 8 HRS
STEP 6 SANDING	0360	WATER	80% - 100 %		4 - 6 HRS
STEP 7 SANDING SAND THE SURFACE WITH SAND PAPER 320 AND WIPE CLEAN					
** STEP 7 FIRST COAT ROYALE PLAY ANTICO BASE COAT TROWEL / SCRAPER	5420	AS SUCH WATER	DILUTE 2% - 5% BY WATER IF REQUIRED	N/A	4 - 6 HRS
STEP 8 SECOND COAT ROYALE PLAY ANTICO BASE COAT TROWEL / SCRAPER/ROLLER	5420	AS SUCH	DILUTE 2% - 5% BY WATER IF REQUIRED	N/A	4 - 6 HRS
STEP 9 SANDING SAND THE SURFACE WITH SAND PAPER 220 AND WIPE CLEAN					
STEP 10 & 11 FIRST COAT & SECOND COAT ROYALE PLAY ANTICO TOP COAT TROWEL / SCRAPER / ROLLER	5421	WATER	DILUTE 20% BY WATER	N/A	8 - 10 HRS

1. As measured through a Ford cup. 2. Recoat period is quoted for 28° - 30°C and 60 - 65% Relative Humidity, these may vary under different conditions.
* Mineral Turpentine Oil ** Contractor Training Required

HOW TO CHOOSE COLOURS

Browse through Asian Paints colour tools to help you find the right colour combination

COLOUR SPECTRA DECK*

INTERIOR COLOUR COMBINATIONS GUIDE

ROYALE PLAY ANTICO WALL TEXTURES



*These shades are for reference only. Please refer to the Colour Spectra or Colour Palette for correct shade reference

ADDITIONAL INFORMATION

VOC CONTENT



**LOW VOC
CONTENT**

Asian Paints Royale Play Antico is a low VOC content emulsion.

PRECAUTIONS

- > Do not apply when ambient temperature is less than 10°C or if the temperature might drop to this level within 4 hrs of application.
- > Do not over-thin or over-extend the brush.
- > Tint using Asian Paints machine colourants only
- > Stir well and strain before use.
- > Tinted paints need thorough shaking immediately after tinter addition as well as before use.

POST PAINTING CARE

For removing stains, wipe clean with a dry cloth. Ensure a drying time of at least 2 weeks before cleaning.

SAFETY FEATURES

- > Kindly refer to the MSDS for Asian Paints Royale Play which gives detailed information on safety measures while handling the paint, which is available on request.
- > Store the container with the lid tightly closed in an upright position, in a cool, dry place
- > Keep out of reach of children and away from eatables.
- > May be harmful if swallowed. In case of ingestion seek immediate medical attention.
- > Wear eye protection during application. In case of contact with eyes, rinse immediately with plenty of water and seek medical advice.
- > In case of skin contact immediately wash skin with soap and plenty of water. Get medical attention if irritation develops or persists.
- > Do not breathe vapour or spray. It is recommended to wear suitable nose pad during sanding and surface preparation to avoid dust inhalation
- > Do not pour leftover paint down the drain or in water courses.
- > In the event of spills, contain spillage using sand or earth.
- > No added Lead, Mercury or Chromium compounds.

TECHNICAL DETAILS

a. Drying time: Dry to recoat after 1st base coat 4 -6 hours, Dry to recoat after 2nd base coat 4 - 6 hours

b. Drying Time: 1st Top coat 8 -10 hours, 2nd Top coat 8 - 10 hours

c. Flash point IS101/1987 Part 1, Sec 6: Water-based, non-flammable

d. Stability of thinned paint: Stable for 24 hours